


## OBOE

**48 FAMOUS STUDIES FOR OBOE OR SAXOPHONE**


(W. Ferling, Rev. by Albert Andraud/Southern Music Co.)

**NOTE: NO REPEATS ARE TO BE TAKEN IN ANY EXERCISE.****YEAR A****Page 7, #13***Andante con gusto* = 54-60

Play from the beginning to measure 3 on line 6.

**Known Errata:**


There should be a dot on the quarter note on beat 2 of measure 3 of line 2. Remove the breath mark after the A on beat 3 of measure 20 and add a breath mark after the A on beat one of measure 21.

**Page 4, #8***Allegro Moderato con Fuccho* = 112-120


Play all.

**Known Errata:**


Next to last note in measure 2 of line 5 should be high B $\flat$ .

**YEAR B****Page 12, #23***Andante* = 72-88

Start on line 2 (measure 9) and play to the end.

**Page 9, #18***Vivace* = 60-74


Play from the beginning to the downbeat of line 7 (top line F).

**YEAR C****Page 6, #11***Larghetto* = 72-80


Play from the beginning to the downbeat quarter note in measure 18.

**Page 7, #14***Scherzo* = 104-112


Play all.

**YEAR D****Page 4, #7***Largo* = 42-56

Start in measure 4 of line 2 and play to the end.

**Page 10, #20***Allegretto* = 96-104

Play all.

**YEAR E****Page 3, #5***Andante Cantabile* = 72-80

Play from the beginning to the downbeat of measure 3 on line 5.

**Page 2, #4***Allegro Moderato* = 108-126

Play all.